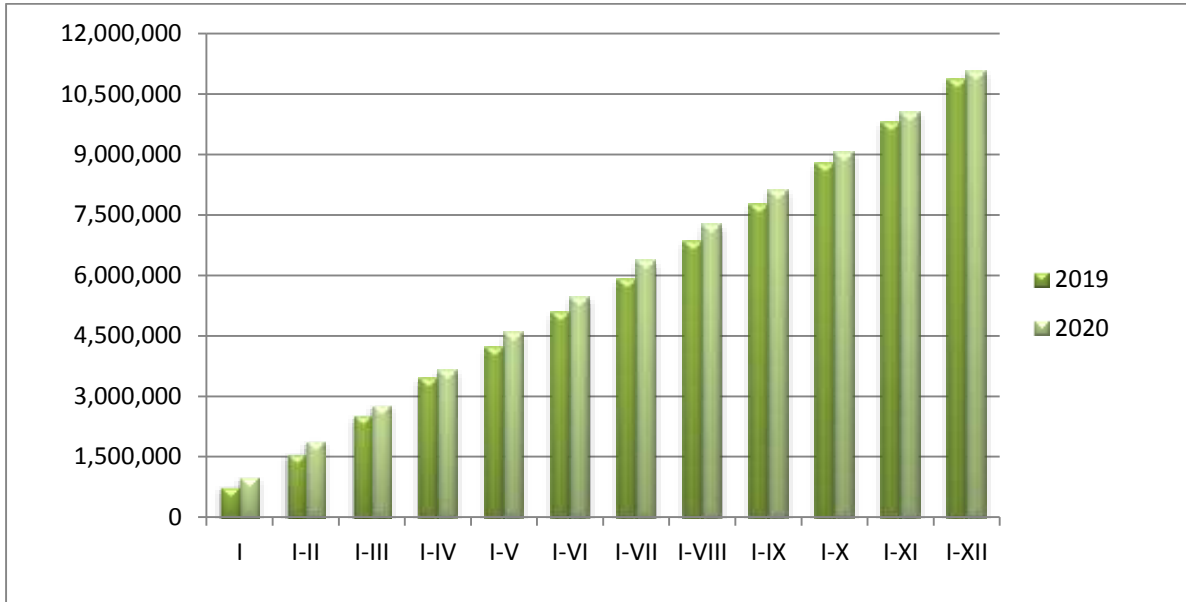
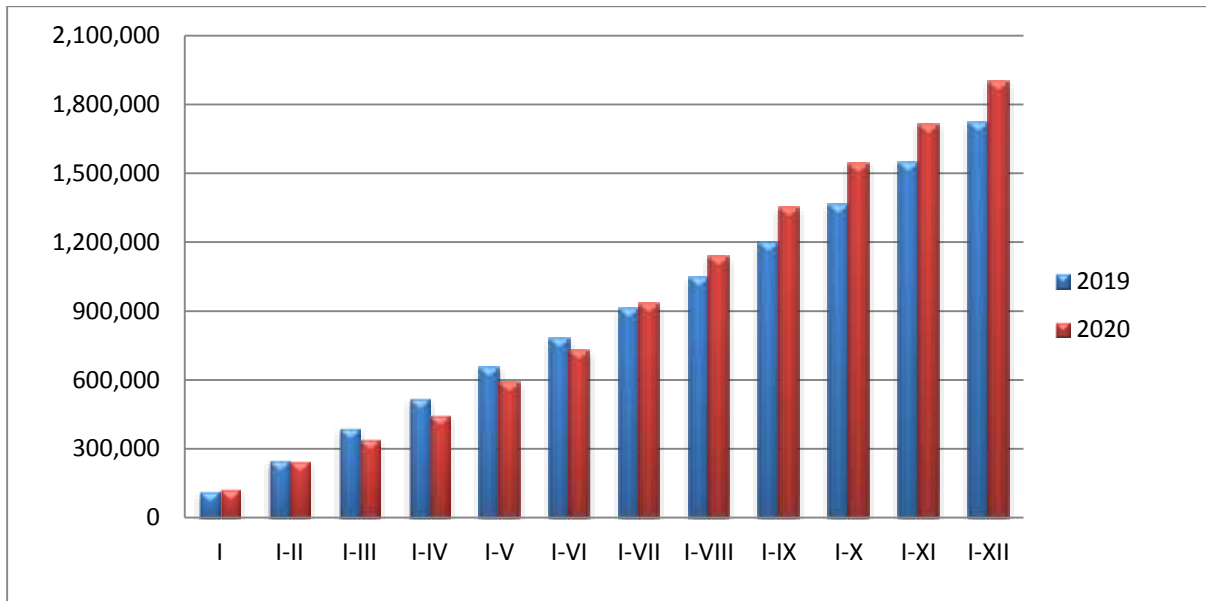


### Tons of transported cargo by the type of cargo

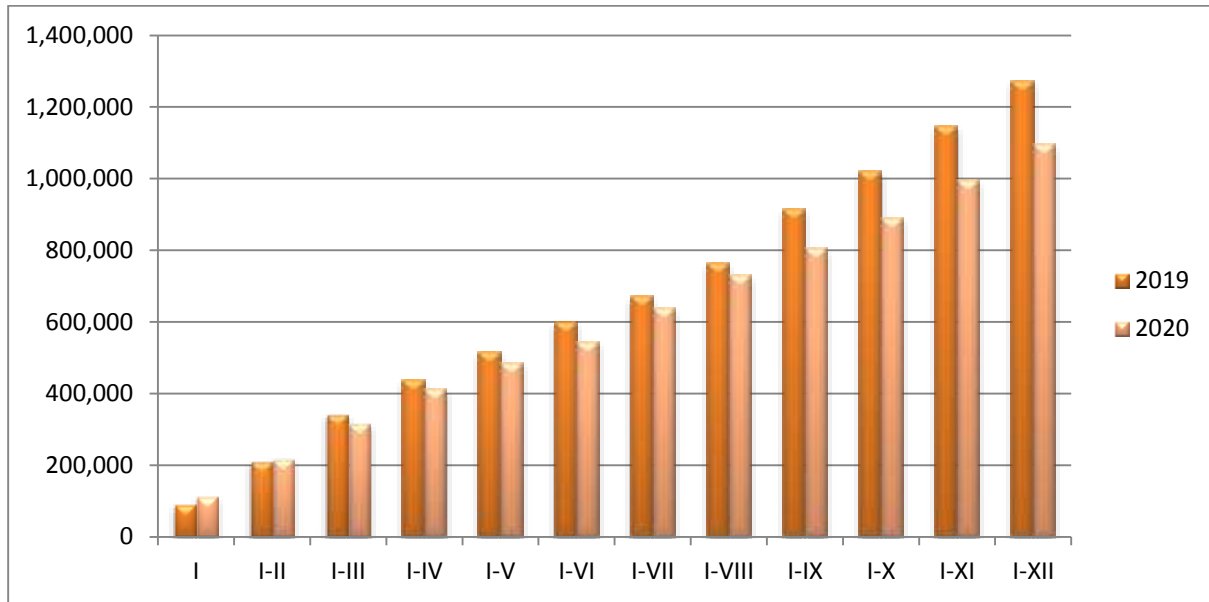
Total freight	I	I-II	I-III	I-IV	I-V	I-VI	I-VII	I-VIII	I-IX	I-X	I-XI	I-XII
2019	750,741	1,571,613	2,520,532	3,433,199	4,221,713	5,077,640	5,898,135	6,843,681	7,763,379	8,771,020	9,796,957	10,860,646
2020	991,748	1,878,628	2,774,155	3,643,919	4,576,696	5,462,359	6,368,757	7,254,920	8,106,810	9,061,432	10,046,361	11,063,440



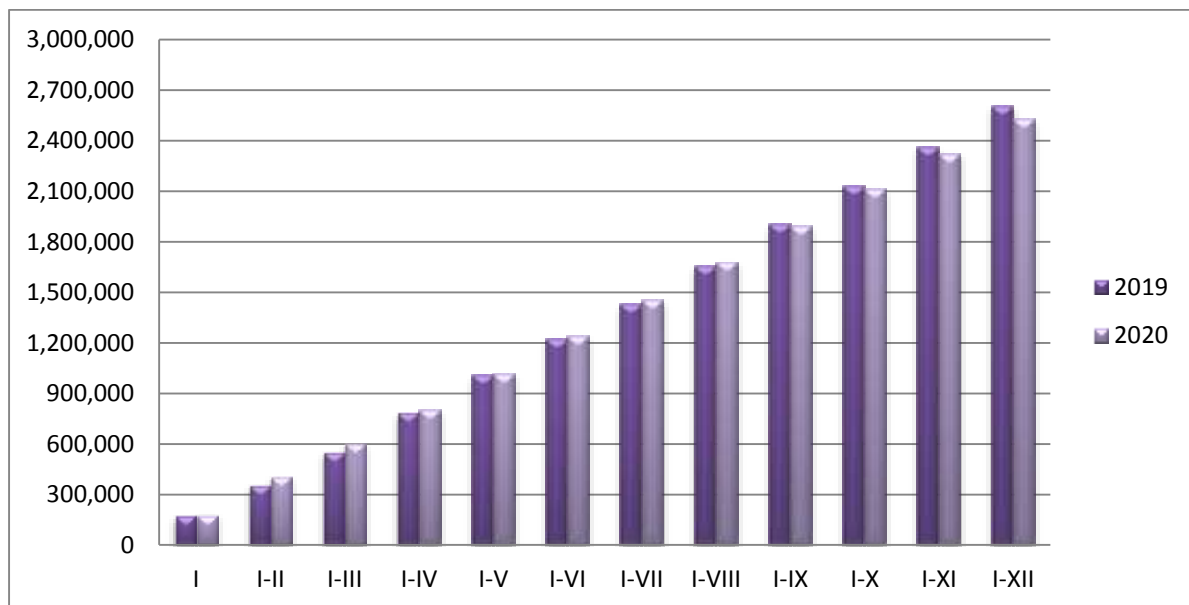
Domestic	I	I-II	I-III	I-IV	I-V	I-VI	I-VII	I-VIII	I-IX	I-X	I-XI	I-XII
2019	113,383	248,813	390,607	518,677	656,517	779,929	911,156	1,049,930	1,200,388	1,366,093	1,546,848	1,722,784
2020	124,714	244,994	340,002	445,608	587,837	729,195	934,320	1,139,260	1,352,372	1,544,554	1,716,481	1,902,679



Export	I	I-II	I-III	I-IV	I-V	I-VI	I-VII	I-VIII	I-IX	I-X	I-XI	I-XII
2019	89,198	210,703	340,956	437,706	516,524	598,226	671,439	763,872	915,136	1,019,305	1,146,210	1,272,414
2020	111,511	217,241	316,031	410,732	484,929	543,192	637,524	729,761	805,382	889,294	994,714	1,094,978



Import	I	I-II	I-III	I-IV	I-V	I-VI	I-VII	I-VIII	I-IX	I-X	I-XI	I-XII
2019	174,788	356,276	552,728	786,804	1,006,751	1,221,642	1,427,858	1,653,425	1,902,820	2,130,365	2,359,506	2,604,418
2020	179,190	407,384	603,942	799,181	1,011,892	1,236,626	1,454,696	1,675,391	1,889,283	2,110,124	2,321,304	2,523,790



Transit	I	I-II	I-III	I-IV	I-V	I-VI	I-VII	I-VIII	I-IX	I-X	I-XI	I-XII
2019	373,373	755,821	1,236,242	1,690,013	2,041,921	2,477,843	2,887,682	3,376,453	3,745,034	4,255,257	4,744,392	5,261,030
2020	576,334	1,009,010	1,514,180	1,988,398	2,492,037	2,953,347	3,342,216	3,710,507	4,059,774	4,517,460	5,013,862	5,541,993

